









KWAJALEIN ISLAND

— MAIN ROAD - - - - - SECONDARY ROAD ■ BUILDING

MAIN JAPANESE DEFENSES

- | | | | |
|---|-------------------------------------|--|-------------------------------|
|  | 127 MM TWIN MOUNT DUAL PURPOSE GUN |  | PILLBOX |
|  | 80 MM SINGLE MOUNT DUAL PURPOSE GUN |  | FIRE AND COMMUNICATION TRENCH |
|  | 13 MM TWIN MOUNT DUAL PURPOSE MG |  | ANTITANK DITCH |
|  | MACHINE GUNS OF VARIOUS CALIBER |  | RDF RADIO DIRECTION FINDER |

100 0 100 200 300 400 500 YARDS
(APPROXIMATE)

